


August 03, 2020

Dear Families

I am so excited that we will be continuing VBX this week ! This year VBX is a little bit different from previous years, you get to stay home, but it's still fun and interactive as before. We are looking forward to when we can all be together, but until then please join us online for Heroes Home Edition VBX! Where kids can make a big difference in small ways!



Let us celebrate in the knowledge that we are confident, “ **The Lord is my light and my salvation; whom shall, I fear? The Lord is my strength of my life; of whom shall I be afraid.**” **Psalms 27:1.** As our theme bible verse suggests, we are living in faith locally, nationally, and globally despite we are secluded from our friends, some family, and our community.

We pray that each of you will know and experience God's love, grace, and presence as we walk through the streets of Bethany together, experiencing the sights and sounds that our young heroes from our stories may have experience. Remember: **Be Brave, Be Devoted, Be Caring, Be Bold, Be Generous.**

Please visit [www.actsbostons.org](http://www.actsbostons.org) for the link


**Be Brave**

**Be Caring**

**Be Generous**

**Be Devoted**

**Be Bold**



Berea SDA Church  
 Vacation Bible School (VBS)  
 August 3rd- 7th  
 6:00 P.M.- 7:30 P.M.  
 Marketplace Craft List



<p><b>Monday</b>  <b>Day 1: Miriam</b>  <b>Be Brave</b></p>	<p>Moses' Basket Worksheet: brown yarn; glue or glue stick; construction paper; crayons/markers/colored pencils; scissors</p> <p>Baby Moses Worksheet: scissors; glue or glue stick; crayons/ markers/ colored pencils;</p>
<p><b>Tuesday</b>  <b>Day 2: Samuel</b>  <b>Be Devoted</b></p>	<p>Samuel's Bed: construction paper; fabric; crayons/markers/colored pencils; scissors; glue or glue stick</p>
<p><b>Wednesday</b>  <b>Day 3: Nora</b>  <b>Be Caring</b></p>	<p>Naaman puppet: toilet paper tubes (2) or construction paper tubes (2); scissors; glue or glue stick; crayons/markers/ colored pencils</p>
<p><b>Thursday</b>  <b>Day 4: Rhoda</b>  <b>Be Bold</b></p>	<p>God is With You banner: scissors;; crayons/markers/ colored pencils. Anything you want to decorate your banner with.</p>
<p><b>Friday</b>  <b>Day 5: Jesse</b>  <b>Be Generous</b></p>	<p>Fish: crayons/markers/ colored pencils;</p> <p>Jesus Feeds 500: tape; scissors; glue or glue stick; crayons/markers/ colored pencils</p>



# Baby Moses





## Baby Moses



### Craft Directions

1. Copy the pictures on pages 26 and 27 on white paper.
2. Color the pictures.
3. Then cut out the basket and baby. (*Note: For more 3-D effects, use fabric to wrap around the baby and then use a piece of foam behind the basket to make it stand out more.*)
4. Glue the baby in the basket.
5. Glue the basket and baby in the river bank.

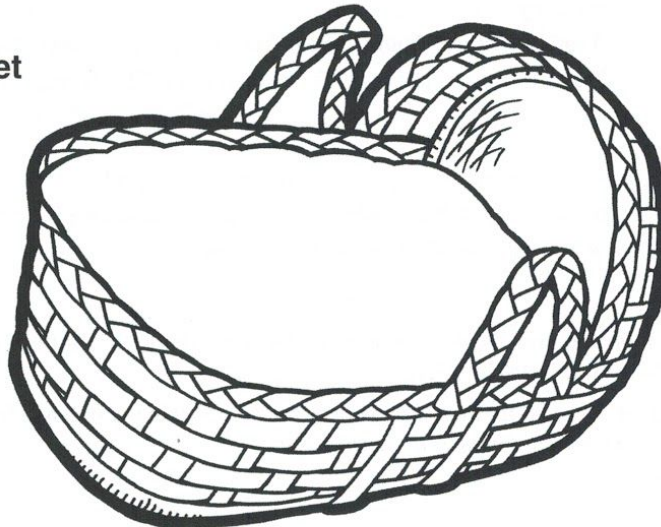



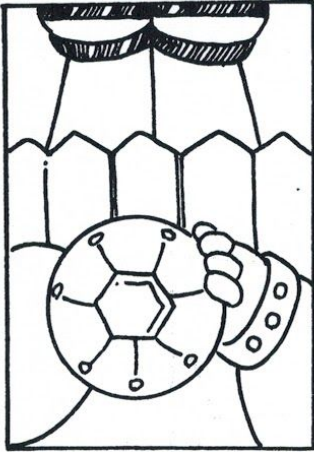
**Finished Product**

**Baby**



**Basket**





God

is with

YOU!

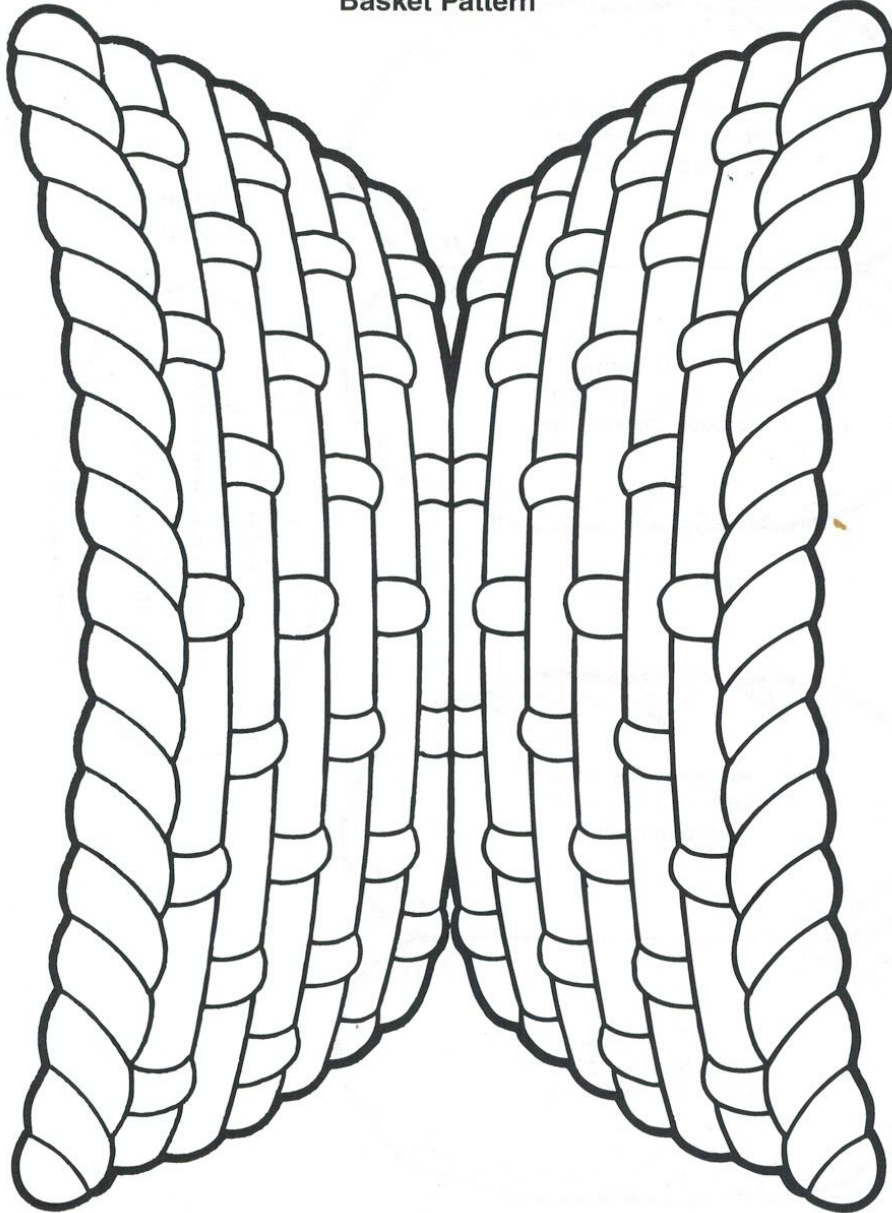
Judges 6:12



# Jesus Feeds 5,000



Basket Pattern

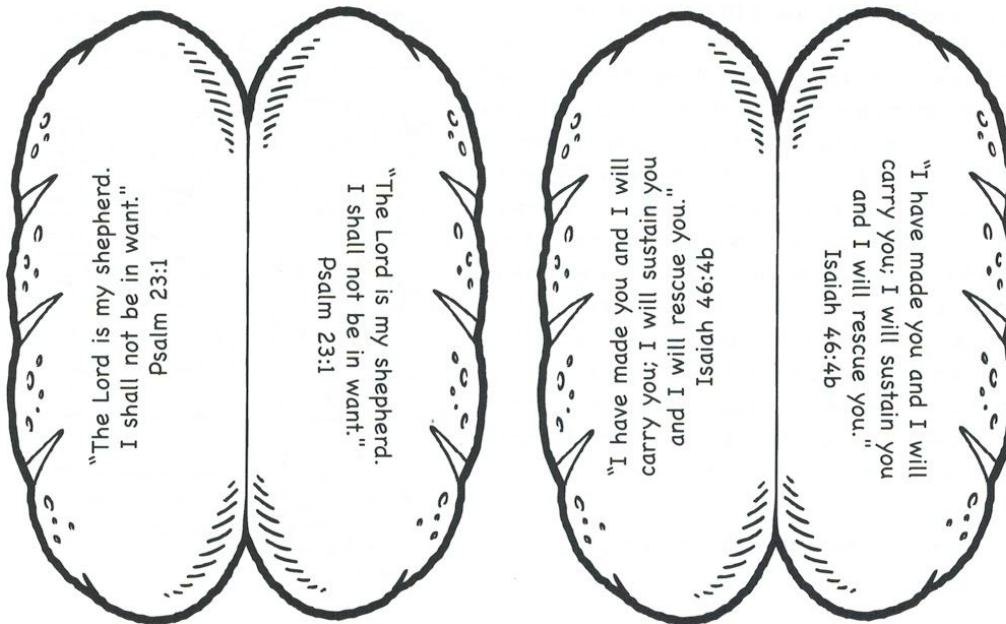





# Jesus Feeds 5,000



## Bread Patterns










# Jesus Feeds 5,000



## Fish Patterns




Berea SDA Church  
 Vacation Bible School (VBS)  
 August 3rd- 7th  
 Milk & Honey Cafe  
 Snack Preparation List





<b>Monday</b> <b>Day 1: Baby Moses' Basket</b>	Ingredients: Hard boiled eggs; Hot dogs (vegan, vegetarian, etc); Hummus; Bananas; Fruit Roll ups; Baking cups; Snack bags
<b>Tuesday</b> <b>Day 2: Trail Mix</b>	Ingredients: M&M's or Reese pieces; Pretzels; Cheerios; Raisins/Yogurt Raisins; Nuts or seeds
<b>Wednesday</b> <b>Day 3: Butterfly Snack bags</b>	Ingredients: Snack bags; Clothespin; Googly eyes; Pipe cleaners; Snacks/ Fruits
<b>Thursday</b> <b>Day 4: Fruit Pizza</b>	Ingredients: Small watermelon; Kiwi; Peaches; Blueberries; Strawberries; Shredded coconut
<b>Friday</b> <b>Day 5: Fish Net</b>	Ingredients: Goldfish; Pretzel squares; Hershey Kisses
<b>Disclaimer: Please substitute as needed for dietary/ preferential restraints</b>	


Berea SDA Church  
 Vacation Bible School (VBS)  
 August 3rd- 7th  
 Oasis Prayer Station  
 Prayer Preparation List




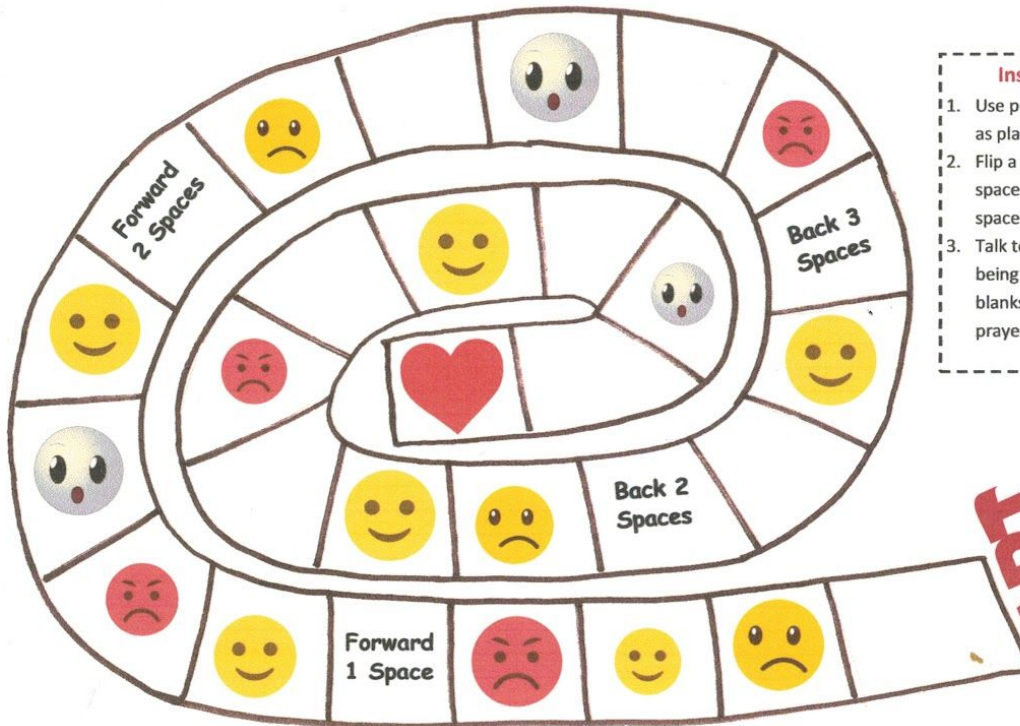
<b>Monday</b> <b>Day 1: Be Brave</b>	Jesus Helps Me To Be Brave Coin and Playing piece
<b>Tuesday</b> <b>Day 2: Be Devoted</b>	Jesus Helps Me To Be Devoted Pen/Pencil/ Color Pencil
<b>Wednesday</b> <b>Day 3: Be Caring</b>	Jesus Helps Me To Be Caring Clips;Scissors; Paper Arrows
<b>Thursday</b> <b>Day 4: Be Bold</b>	Jesus Helps Me To Be Bold Scissors; Glue
<b>Friday</b> <b>Day 5: Be Generous</b>	Jesus Helps Me To Be Generous Scissor; Glue/Glue Stick; Crayons/ Colored Pencils/ Markers; Envelope

 I feel **sad** when \_\_\_\_\_  
Jesus help me be brave  
when I feel sad.

 I feel **mad** when \_\_\_\_\_  
Jesus help me be brave  
when I feel mad.


 I feel **scared** when \_\_\_\_\_  
Jesus help me be brave  
when I feel scared.


 I was brave when \_\_\_\_\_  
Thank you Jesus for helping  
me be brave!





- Instructions**
1. Use pennies or buttons as playing pieces
  2. Flip a coin. Move 1 space for heads or two spaces for tails
  3. Talk to Jesus about being brave! Fill in the blanks and pray the prayer that you land


**Jesus Helps Me Be Brave!**



 Jesus I devote my heart to you today! Help me to remember you every day!  
I can remember Jesus by \_\_\_\_\_


 Jesus I devote my words to you today! Help me speak kind words to others!  
Some kind words I can use are \_\_\_\_\_

 Jesus I devote my mind to you today. Help me to be thoughtful and honor you!  
Some good thoughts about Jesus are \_\_\_\_\_

 Jesus I devote my actions to you today. Help to find ways to be helpful!  
I can be helpful to others by \_\_\_\_\_

- Instructions**
1. Get Three In a row!
  2. Pray the prayer matching a picture, then mark it with X
  3. Create your own prayer tic-tac-toe on the blank blue board by drawing in the pictures and praying with the picture that matches

# Jesus Helps Me Be Devoted!



Red- Pray for someone from school

Blue- Pray for someone from home

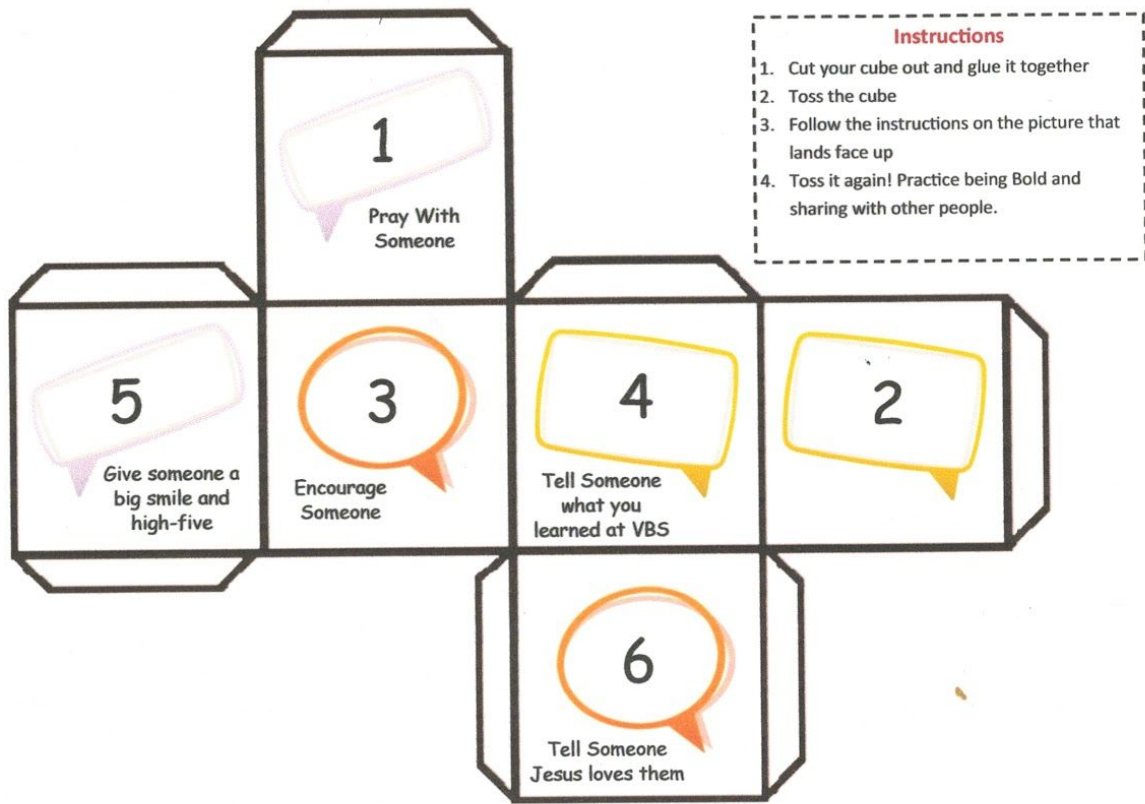
Yellow—Pray for a friend

Green- Pray for a neighbor


#### Instructions

1. Spin the spinner
2. Look at the finger and the color. Place the correct finger on the correct color
3. Pray about the color you land on
4. Spin again! Like in the game of twister, don't move your fingers until you land on another color that uses the same finger.

# Jesus Helps Me Be Caring!



**Jesus Helps Me Be Bold!**



#### Instructions

1. Color and cut out your treasure chest. Cut apart on the red dotted line.
2. Glue your treasure chest to an envelope, placing the lid of the chest on the top flap of the envelope and the bottom of the chest on the bottom of the envelope. Your chest should be able to open and close.
3. Cut out your coins
4. Pray about how you can be generous with the item on each coin and place into the chest.



## Jesus Helps Me Be Generous!